



## John Scottus Pre-School

### Fire Safety Policy

This policy will be available to view and examine by all members of the school community: Parents, Staff, Board of Management and Trustees. They will be available for inspection in the Pre-school classroom in Old Conna, Ferndale Rd, Rathmichael Co Dublin.

Child Care Act 1991 (Early Years Services) Regulations 2016 ([Part IV, 16 Fire Safety Measures, Part V Premises and Facilities](#)) ([National Standard 4: Records, National Standard 17: Premises, National Standard 18: Facilities, National Standard 20: Safety](#))

#### **Statement of Intent:**

We will follow all relevant legislation. We will also ensure we follow the 'Guide to Fire Safety in the Premises used for Preschool Services' from the Department of the Environment. This is to ensure the safety, health and welfare of the children, staff and parents/guardians who are in the service.

#### **Policy and Procedures:**

We will ensure that:

- Fire drills will be carried out regularly monthly. A written record will be kept on file and will be available for inspection.
- Fire extinguishers and blankets will be stored appropriately, ready for use and in good working order.
- A record of the number, type and maintenance record of all firefighting equipment and smoke alarms will be kept and they will be serviced annually with a record maintained of the service dates.
- All employees will be trained on:
  - Where firefighting equipment is located.

- o How to use firefighting equipment.
- o The location and operation of fire doors and fire exits.
- o Carrying out and recording fire drills.
- o Fire safety risk assessment.

**A record of this training will be recorded and kept on file for inspection**

- Smoke detectors will be placed at strategic points in the building and 'hard wired'.
- The smoke detectors will be checked regularly to ensure they are working. A record will be maintained of the dates on which the detectors are checked.
- Materials contained in bedding and internal furnishings within the service will be of EU standard (i.e. kite symbol or CE compliant) in relation to fire retardant properties and will be nontoxic.
- Heat emitting surfaces will be protected by a fixed guard and/or thermostatically controlled to ensure safe temperatures.
- A system for giving warnings in the event of fire must be provided.
- Escape route and exit doors should be maintained free from obstruction so that they can be safely and effectively used at all times.
- All flammable materials (oils, polish etc.) are safely stored outside of the children's areas. Waste is promptly disposed of and, in general, precautions are taken to ensure the prevention of occurrences likely to constitute a fire hazard.
- Daily attendance records are kept.

**Fire Drill Policy:**

The service has a notice of the procedures to be followed in the event of a fire drill or evacuation posted on the wall in all areas. All staff members should be familiar with their responsibilities with regards to fire drills and the procedures in case of the fire alarm going off. The fire alarm procedure must be shown to all students, substitutes and relief employees commencing work in the service.

We have a lesson with the children about fire and why fire drills must be practiced. We do mock fire drills with the children.

Fire drills will be practiced on a regular basis, at least once a month. All persons on the premises at the time are expected to participate.

All children and staff members must be signed in and out accordingly onto the attendance record. This record will be used for fire drills.

The main thing to remember is to stay calm and not to panic. The children should be filed out and brought to the fire assembly point where roll call will take place.

A record of the fire drill should be kept on file in the office - how long it took, equipment needed, how you dealt with it, how the children dealt with it etc. If a child in your group was upset this should be noted in his/her individual file.

### **Fire Drill Procedures:**

If you discover a fire or one is reported to you:

- Sound the alarm and shout FIRE!
- On sounding or hearing the alarm, stop whatever you are doing and leave the building with the children by your designated fire exit route. Using the following routine.
- When the fire bell sounds, the children are asked in a calm manner to form a line without delay.
- Led by one member of staff they leave the building by the shortest route.
- The staff member/s will take the roll book, check the premises, cloakrooms and then leaves last.
- A designated person will take the visitor book.
- Once outside stay outside.
- Do not stop to collect personal belongings or to put on coats.
- If possible, close doors and windows en-route.
- Meet at the assembly point.
- Do not re-enter the building until management of the fire brigade – fire safety officer informs you it is safe to do so.
- Roll call will be carried out by management at the assembly point to ensure all persons are accounted for.

### **Fire Control:**





You should only attack the fire if you know what you are doing and if you are not placing your own life in danger. Fire extinguishers and firefighting equipment are provided for this purpose.

**General:**

Staff should follow procedures for operating the fire alarm as outlined in the Health and Safety Statement. All employees should be aware of:

- All escape routes from the premises.
- Method of operation of fire doors.
- The importance of keeping fire doors closed.
- How to isolate power supplies where appropriate.
- The importance of general fire precautions and good housekeeping.
- The staff are made aware of the potential of fire hazards as a result their activities and smoking on site is forbidden on site or adjacent to the building.
- All staff will take reasonable care in their work activities to ensure that they not generate any potential fire hazards. Any flammable liquids used on site will be stored away from heat sources in suitable containers which will be kept sealed to avoid build-up of flammable vapours.
- All firefighting equipment located on the premises will be in accordance with the requirements of the area that it is being located, and will meet the required classification for that area based on the classifications as per I.S. 290: 1986 standard.
- All firefighting equipment is tested and serviced annually by certified contractors. In accordance with the recommendation of the appropriate *Irish Standard I.S 291.1998* for fire equipment, 30% of extinguishers will be discharged each year and relevant employees trained in the safe and efficient use of the equipment.
- The chart outlines the correct use of the most commonly available fire extinguishers. Please note that CO<sub>2</sub> extinguishers should not be used on paper or light material as they may spread burning fuel causing the fire to further spread.

## Fire Extinguisher Chart

Extinguisher		Type of Fire				
Colour	Type	Solids (wood, paper, cloth, etc)	Flammable Liquids	Flammable Gasses	Electrical Equipment	Cooking Oils & Fats
	<b>Water</b>	✓ Yes	✗ No	✗ No	✗ No	✗ No
	<b>Foam</b>	✓ Yes	✓ Yes	✗ No	✗ No	✓ Yes
	<b>Dry Powder</b>	✓ Yes	✓ Yes	✓ Yes	✓ Yes	✗ No
	<b>Carbon Dioxide (CO2)</b>	✗ No	✓ Yes	✗ No	✓ Yes	✓ Yes

### When Dealing with a Fire:

Staff should be aware of the location of the fire fighting equipment on the premises and the method of operation of this equipment prior to use in an emergency.

If a person's clothing is on fire, wrap the fire blanket, rug or similar article closely around them and lay them on the ground to prevent flames reaching the head.

If electrical appliances are involved, switch off the power before dealing with the fire.

Shut the doors and, if possible, the windows of the room in which the fire is discovered ensuring the main routes of escape are maintained at all times.

**Call the Fire Brigade** – The designated person(s) should call 999 and give precise instructions as to the address, including the name of the nearest main road and/or other landmarks

**Evacuation** – Commence an orderly evacuation of the building. The Manager will check that all the rooms are unoccupied including bathrooms. Close the doors and windows as each check is completed. The Manager will take the daily attendance sheets and a list of parents/guardians telephone numbers to the Assembly Point.

**Assembly** – Assemble children and staff at a safe pre-arranged point. A roll call or head count should be carried out, based on the daily attendance sheets held by the Manager. The group should then proceed to a nearby safe house, from which the parents/guardians can be contacted.

**Staff Report** – A member of staff should be on hand when the Fire Brigade arrives to provide any information they require.

**Attack Fire** – You can try to extinguish the fire but only if it is safe to do so, using proper equipment. Otherwise, wait until trained personnel arrive.

The above procedure should be practiced as a Fire Drill at regular intervals to familiarize the children with the procedure without frightening them.

**We have a Designated Fire Safety Officer.**